

Stand Activity Summary for Attala County Schools BOE

Filters Applied: County:
Client Class:
District:
Client: Attala County Schools BO
STR:
Activity:
Year: 2012 Through 2021

STR	Strata	Stand	Activity	Acre	Est. Cost	Est. Revenue
2012						
16 12N 4E	2	14	Harvest, Mechanical, 1st Thin, Machine, Loblolly	97	\$1,455.00	\$17,848.00
16 12N 4E	9	13	Regeneration, Artificial, Plant, Hand, Loblolly	88	\$7,832.00	\$0.00
16 12N 4E	11	22	Regeneration, Artificial, Plant, Hand, Loblolly	16	\$1,424.00	\$0.00
16 13N 5E	2	5	Harvest, Mechanical, Final, Machine, Loblolly	78	\$2,730.00	\$124,878.00
16 13N 5E	3	9	Regeneration, Artificial, Plant, Machine, Loblolly	27	\$2,349.00	\$0.00
16 13N 5E	3	10	Regeneration, Artificial, Plant, Machine, Loblolly	14	\$1,218.00	\$0.00
16 13N 6E	1	28	Harvest, Mechanical, Final, Machine, Loblolly	28	\$840.00	\$55,272.00
16 13N 6E	1	30	Harvest, Mechanical, Final, Machine, Loblolly	64	\$1,920.00	\$144,640.00
16 14N 5E	3	6	Site Preparation, Chemical, Broadcast, Aerial, Combination	57	\$5,707.00	\$0.00
16 14N 5E	3	6	Regeneration, Artificial, Plant, Hand, Loblolly	57	\$4,850.95	\$0.00
16 14N 5E	3	6	Site Preparation, Other, Burn, Hand, Cut-Over	57	\$1,997.45	\$0.00
16 14N 5E	3	9	Site Preparation, Other, Burn, Hand, Cut-Over	42	\$1,482.60	\$0.00
16 14N 5E	3	9	Regeneration, Artificial, Plant, Hand, Loblolly	42	\$3,600.60	\$0.00
16 14N 5E	3	9	Site Preparation, Chemical, Broadcast, Aerial, Combination	42	\$4,236.00	\$0.00
16 14N 8E	2	40	Site Preparation, Chemical, Broadcast, Aerial, Combination	51	\$4,064.00	\$0.00
16 14N 8E	2	40	Site Preparation, Other, Burn, Hand, Cut-Over	51	\$1,778.00	\$0.00
16 14N 8E	2	40	Regeneration, Artificial, Plant, Hand, Loblolly	51	\$4,318.00	\$0.00
16 14N 8E	2	47	Regeneration, Artificial, Plant, Hand, Loblolly	49	\$4,203.25	\$0.00

STR	Strata	Stand	Activity	Acre	Est. Cost	Est. Revenue	
16 14N 8E	2	47	Site Preparation, Chemical, Broadcast, Aerial, Combination	49	\$3,920.00	\$0.00	
16 14N 8E	2	47	Site Preparation, Other, Burn, Hand, Cut-Over	49	\$1,730.75	\$0.00	
16 15N 9E	1	1	Harvest, Mechanical, Final, Machine, Loblolly	98	\$1,470.00	\$227,252.20	
16 15N 9E	1	3	Harvest, Mechanical, Final, Machine, Loblolly	60	\$900.00	\$139,134.00	
16 16N 6E	1	4	Harvest, Mechanical, Final, Machine, Loblolly	8	\$240.00	\$17,328.00	
16 16N 6E	1	5	Harvest, Mechanical, Final, Machine, Loblolly	1	\$30.00	\$2,166.00	
16 16N 6E	1	18	Harvest, Mechanical, Final, Machine, Loblolly	125	\$3,750.00	\$270,750.00	
16 16N 6E	1	25	Harvest, Mechanical, Final, Machine, Loblolly	5	\$150.00	\$10,830.00	
				Yearly Totals	1.308	\$68,196.60	\$1,010,098.20

2013

16 12N 4E	3	17	Harvest, Mechanical, 1st Thin, Machine, Loblolly	78	\$2,730.00	\$9,360.00
16 12N 4E	7	16	Harvest, Mechanical, Final, Machine, Loblolly	42	\$1,470.00	\$105,294.00
16 12N 5E	5	13	Harvest, Mechanical, 1st Thin, Machine, Loblolly	6	\$210.00	\$1,200.00
16 12N 5E	6	15	Harvest, Mechanical, 1st Thin, Machine, Loblolly	50	\$1,750.00	\$19,500.00
16 13N 5E	1	8	Harvest, Mechanical, 1st Thin, Machine, Loblolly	132	\$4,620.00	\$25,872.00
16 13N 5E	1	17	Harvest, Mechanical, 1st Thin, Machine, Loblolly	17	\$590.10	\$3,304.56
16 13N 5E	2	20	Regeneration, Artificial, Plant, Hand, Loblolly	77	\$6,699.00	\$0.00
16 13N 5E	2	20	Site Preparation, Other, Burn, Hand, Cut-Over	77	\$1,925.00	\$0.00
16 13N 5E	2	20	Site Preparation, Chemical, Broadcast, Machine, Combination	77	\$6,930.00	\$0.00
16 13N 6E	2	16	Regeneration, Artificial, Plant, Hand, Loblolly	16	\$1,392.00	\$0.00
16 13N 6E	2	16	Site Preparation, Other, Burn, Hand, Cut-Over	16	\$400.00	\$0.00
16 13N 6E	2	16	Site Preparation, Chemical, Broadcast, Aerial, Combination	16	\$1,440.00	\$0.00
16 13N 6E	2	34	Site Preparation, Chemical, Broadcast, Aerial, Combination	61	\$5,490.00	\$0.00

STR	Strata	Stand	Activity	Acre	Est. Cost	Est. Revenue	
16 13N 6E	2	34	Regeneration, Artificial, Plant, Hand, Loblolly	61	\$5,185.00	\$0.00	
16 13N 6E	2	34	Site Preparation, Other, Burn, Hand, Cut-Over	61	\$1,525.00	\$0.00	
16 13N 6E	5	14	Harvest, Mechanical, 1st Thin, Machine, Loblolly	23	\$805.00	\$5,267.00	
16 14N 8E	1	39	Harvest, Mechanical, Final, Machine, Loblolly	99	\$3,465.00	\$182,655.00	
16 15N 9E	1	3	Regeneration, Artificial, Plant, Hand, Loblolly	60	\$5,100.00	\$0.00	
16 15N 9E	1	3	Site Preparation, Chemical, Broadcast, Aerial, Combination	60	\$5,400.00	\$0.00	
16 15N 9E	1	3	Site Preparation, Other, Burn, Hand, Cut-Over	60	\$1,500.00	\$0.00	
16 16N 6E	1	4	Regeneration, Artificial, Plant, Hand, Loblolly	8	\$676.60	\$0.00	
16 16N 6E	1	4	Site Preparation, Other, Burn, Hand, Cut-Over	8	\$199.00	\$0.00	
16 16N 6E	1	4	Site Preparation, Chemical, Broadcast, Aerial, Combination	8	\$716.40	\$0.00	
16 16N 6E	1	5	Site Preparation, Other, Burn, Hand, Cut-Over	1	\$18.25	\$0.00	
16 16N 6E	1	5	Regeneration, Artificial, Plant, Hand, Loblolly	1	\$62.05	\$0.00	
16 16N 6E	1	5	Site Preparation, Chemical, Broadcast, Aerial, Combination	1	\$65.70	\$0.00	
16 16N 6E	1	18	Site Preparation, Other, Burn, Hand, Cut-Over	125	\$3,134.00	\$0.00	
16 16N 6E	1	18	Regeneration, Artificial, Plant, Hand, Loblolly	125	\$10,655.60	\$0.00	
16 16N 6E	1	18	Site Preparation, Chemical, Broadcast, Aerial, Combination	125	\$11,282.40	\$0.00	
16 16N 6E	1	25	Regeneration, Artificial, Plant, Hand, Loblolly	5	\$466.65	\$0.00	
16 16N 6E	1	25	Site Preparation, Other, Burn, Hand, Cut-Over	5	\$137.25	\$0.00	
16 16N 6E	1	25	Site Preparation, Chemical, Broadcast, Aerial, Combination	5	\$494.10	\$0.00	
				Yearly Totals	1.507	\$86,534.10	\$352,452.56
2014							
16 12N 4E	7	16	Regeneration, Artificial, Plant, Hand, Loblolly	42	\$3,570.00	\$0.00	
16 12N 4E	7	16	Site Preparation, Other, Burn, Hand, Cut-Over	42	\$1,050.00	\$0.00	

STR	Strata	Stand	Activity	Acre	Est. Cost	Est. Revenue
16 12N 4E	7	16	Site Preparation, Chemical, Broadcast, Aerial, Combination	42	\$3,780.00	\$0.00
16 12N 5E	1	2	Harvest, Mechanical, Final, Machine, Loblolly	194	\$6,790.00	\$335,426.00
16 12N 5E	2	4	Harvest, Mechanical, Final, Machine, Loblolly	67	\$2,345.00	\$108,674.00
16 12N 5E	2	5	Harvest, Mechanical, Final, Machine, Loblolly	1	\$35.00	\$1,622.00
16 13N 5E	2	2	Harvest, Mechanical, Final, Machine, Loblolly	21	\$735.00	\$36,036.00
16 13N 5E	2	3	Harvest, Mechanical, Final, Machine, Loblolly	1	\$35.00	\$1,716.00
16 13N 5E	2	5	Site Preparation, Other, Burn, Hand, Cut-Over	78	\$1,950.00	\$0.00
16 13N 5E	2	5	Regeneration, Artificial, Plant, Hand, Loblolly	78	\$6,630.00	\$0.00
16 13N 5E	2	5	Site Preparation, Chemical, Broadcast, Aerial, Combination	78	\$7,020.00	\$0.00
16 13N 5E	2	21	Harvest, Mechanical, Final, Machine, Loblolly	53	\$1,855.00	\$90,948.00
16 13N 6E	1	12	Regeneration, Artificial, Plant, Hand, Loblolly	36	\$3,060.00	\$0.00
16 13N 6E	1	12	Site Preparation, Other, Burn, Hand, Cut-Over	36	\$911.25	\$0.00
16 13N 6E	1	12	Site Preparation, Chemical, Broadcast, Aerial, Combination	36	\$3,280.50	\$0.00
16 13N 6E	1	28	Regeneration, Artificial, Plant, Hand, Loblolly	28	\$2,380.00	\$0.00
16 13N 6E	1	28	Site Preparation, Other, Burn, Hand, Cut-Over	28	\$696.00	\$0.00
16 13N 6E	1	28	Site Preparation, Chemical, Broadcast, Aerial, Combination	28	\$2,505.60	\$0.00
16 13N 6E	1	30	Regeneration, Artificial, Plant, Hand, Loblolly	64	\$5,440.00	\$0.00
16 13N 6E	1	30	Site Preparation, Other, Burn, Hand, Cut-Over	64	\$1,610.75	\$0.00
16 13N 6E	1	30	Site Preparation, Chemical, Broadcast, Aerial, Combination	64	\$5,798.70	\$0.00
16 13N 9E	5	1	Harvest, Mechanical, Final, Machine, Loblolly	75	\$2,625.00	\$182,175.00
16 14N 5E	2	3	Harvest, Mechanical, 1st Thin, Machine, Loblolly	108	\$3,780.00	\$22,248.00
16 14N 5E	2	14	Harvest, Mechanical, 1st Thin, Machine, Loblolly	1	\$26.95	\$158.62
16 14N 5E	2	19	Harvest, Mechanical, 1st Thin, Machine, Loblolly	29	\$1,007.30	\$5,928.68

STR	Strata	Stand	Activity	Acre	Est. Cost	Est. Revenue
16 14N 8E	1	39	Site Preparation, Other, Burn, Hand, Cut-Over	99	\$2,475.00	\$0.00
16 14N 8E	1	39	Site Preparation, Chemical, Broadcast, Aerial, Combination	99	\$8,910.00	\$0.00
16 14N 8E	1	39	Regeneration, Artificial, Plant, Hand, Loblolly	99	\$8,415.00	\$0.00
16 14N 9E	4	18	Harvest, Mechanical, 1st Thin, Machine, Loblolly	55	\$1,925.00	\$15,125.00
16 14N 9E	4	24	Harvest, Mechanical, 1st Thin, Machine, Loblolly	19	\$676.20	\$5,313.00
16 14N 9E	4	25	Harvest, Mechanical, 1st Thin, Machine, Loblolly	10	\$347.90	\$2,733.50
16 15N 9E	1	1	Regeneration, Artificial, Plant, Hand, Loblolly	98	\$8,361.45	\$0.00
16 15N 9E	1	1	Site Preparation, Other, Burn, Hand, Cut-Over	98	\$2,459.25	\$0.00
16 15N 9E	1	1	Site Preparation, Chemical, Broadcast, Aerial, Combination	98	\$8,853.30	\$0.00
16 16N 8E	1	15	Harvest, Mechanical, 1st Thin, Machine, Loblolly	27	\$957.25	\$7,083.65
16 16N 8E	1	17	Harvest, Mechanical, 1st Thin, Machine, Loblolly	7	\$228.20	\$1,688.68
16 16N 8E	1	25	Harvest, Mechanical, 1st Thin, Machine, Loblolly	84	\$2,928.80	\$21,673.12
16 16N 8E	1	27	Harvest, Mechanical, 1st Thin, Machine, Loblolly	1	\$35.00	\$259.00
16 16N 8E	2	38	Harvest, Mechanical, 1st Thin, Machine, Loblolly	70	\$2,458.05	\$18,400.26
16 16N 8E	2	45	Harvest, Mechanical, 1st Thin, Machine, Loblolly	31	\$1,086.75	\$8,135.10
16 16N 8E	2	47	Harvest, Mechanical, 1st Thin, Machine, Loblolly	48	\$1,680.00	\$12,576.00
16 16N 8E	2	51	Harvest, Mechanical, 1st Thin, Machine, Loblolly	40	\$1,408.40	\$10,542.88
16 16N 8E	2	52	Harvest, Mechanical, 1st Thin, Machine, Loblolly	1	\$37.80	\$282.96

Yearly Totals

2.281

\$122,160.40

\$888,745.45

2015

16 12N 4E	5	9	Harvest, Mechanical, 1st Thin, Machine, Loblolly	96	\$3,360.00	\$11,520.00
16 12N 5E	1	2	Regeneration, Artificial, Plant, Hand, Loblolly	194	\$16,451.75	\$0.00
16 12N 5E	1	2	Site Preparation, Chemical, Broadcast, Aerial, Combination	194	\$17,419.50	\$0.00

STR	Strata	Stand	Activity	Acre	Est. Cost	Est. Revenue
16 12N 5E	1	2	Site Preparation, Other, Burn, Hand, Cut-Over	194	\$4,838.75	\$0.00
16 12N 5E	2	4	Site Preparation, Other, Burn, Hand, Cut-Over	67	\$1,667.25	\$0.00
16 12N 5E	2	4	Regeneration, Artificial, Plant, Hand, Loblolly	67	\$5,668.65	\$0.00
16 12N 5E	2	4	Site Preparation, Chemical, Broadcast, Aerial, Combination	67	\$6,002.10	\$0.00
16 12N 5E	2	5	Site Preparation, Chemical, Broadcast, Aerial, Combination	1	\$98.10	\$0.00
16 12N 5E	2	5	Site Preparation, Other, Burn, Hand, Cut-Over	1	\$27.25	\$0.00
16 12N 5E	2	5	Regeneration, Artificial, Plant, Hand, Loblolly	1	\$92.65	\$0.00
16 13N 5E	2	2	Regeneration, Artificial, Plant, Hand, Loblolly	21	\$1,785.00	\$0.00
16 13N 5E	2	2	Site Preparation, Other, Burn, Hand, Cut-Over	21	\$525.00	\$0.00
16 13N 5E	2	2	Site Preparation, Chemical, Broadcast, Aerial, Combination	21	\$1,890.00	\$0.00
16 13N 5E	2	3	Regeneration, Artificial, Plant, Hand, Loblolly	1	\$85.00	\$0.00
16 13N 5E	2	3	Site Preparation, Other, Burn, Hand, Cut-Over	1	\$25.00	\$0.00
16 13N 5E	2	3	Site Preparation, Chemical, Broadcast, Aerial, Combination	1	\$90.00	\$0.00
16 13N 5E	2	21	Regeneration, Artificial, Plant, Hand, Loblolly	53	\$4,505.00	\$0.00
16 13N 5E	2	21	Site Preparation, Chemical, Broadcast, Aerial, Combination	53	\$4,770.00	\$0.00
16 13N 5E	2	21	Site Preparation, Other, Burn, Hand, Cut-Over	53	\$1,325.00	\$0.00
16 13N 6E	1	11	Harvest, Mechanical, Final, Machine, Loblolly	42	\$1,470.00	\$78,750.00
16 13N 6E	1	12	Harvest, Mechanical, Final, Machine, Loblolly	36	\$1,260.00	\$63,216.00
16 13N 6E	1	35	Harvest, Mechanical, Final, Machine, Loblolly	4	\$140.00	\$6,400.00
16 13N 6E	4	10	Harvest, Mechanical, Final, Machine, Loblolly	3	\$105.00	\$120.00
16 13N 9E	5	1	Site Preparation, Other, Burn, Hand, Cut-Over	75	\$1,875.00	\$0.00
16 13N 9E	5	1	Site Preparation, Chemical, Broadcast, Aerial, Combination	75	\$6,709.50	\$0.00
16 13N 9E	5	1	Regeneration, Artificial, Plant, Hand, Loblolly	75	\$6,336.75	\$0.00

STR	Strata	Stand	Activity	Acre	Est. Cost	Est. Revenue
16 14N 5E	4	1	Harvest, Mechanical, 1st Thin, Machine, Loblolly	1	\$36.05	\$660.54
16 14N 5E	4	2	Harvest, Mechanical, 1st Thin, Machine, Loblolly	7	\$236.25	\$4,328.78
16 14N 5E	4	4	Harvest, Mechanical, 1st Thin, Machine, Loblolly	2	\$74.55	\$1,365.97
16 14N 5E	4	8	Harvest, Mechanical, 1st Thin, Machine, Loblolly	7	\$245.00	\$4,489.10
16 14N 8E	1	9	Harvest, Mechanical, Final, Machine, Loblolly	2	\$76.30	\$4,022.10
16 14N 8E	1	12	Harvest, Mechanical, Final, Machine, Loblolly	1	\$29.75	\$1,568.25
16 14N 8E	1	17	Harvest, Mechanical, Final, Machine, Loblolly	6	\$224.35	\$11,826.45
16 14N 8E	1	18	Harvest, Mechanical, Final, Machine, Loblolly	14	\$477.40	\$25,165.80
16 14N 8E	1	21	Harvest, Mechanical, Final, Machine, Loblolly	4	\$136.50	\$7,195.50
16 14N 8E	1	29	Harvest, Mechanical, Final, Machine, Loblolly	8	\$271.95	\$14,335.65
16 14N 8E	1	35	Harvest, Mechanical, Final, Machine, Loblolly	17	\$599.90	\$31,623.30
16 14N 8E	1	43	Harvest, Mechanical, Final, Machine, Loblolly	3	\$100.80	\$5,313.60
16 14N 8E	1	45	Harvest, Mechanical, Final, Machine, Loblolly	7	\$236.95	\$12,490.65
16 14N 8E	1	46	Harvest, Mechanical, Final, Machine, Loblolly	5	\$186.55	\$9,833.85
16 14N 8E	1	52	Harvest, Mechanical, Final, Machine, Loblolly	194	\$6,790.00	\$357,930.00

Yearly Totals	1.692	\$98,244.55	\$652,155.53
----------------------	--------------	--------------------	---------------------

2016

16 12N 4E	1	5	Harvest, Mechanical, 2nd Thin, Machine, Loblolly	35	\$1,225.00	\$6,868.75
16 12N 4E	4	23	Harvest, Mechanical, 1st Thin, Machine, Loblolly	62	\$2,170.00	\$8,680.00
16 13N 5E	2	11	Harvest, Mechanical, Final, Machine, Loblolly	2	\$70.00	\$3,432.00
16 13N 5E	2	12	Harvest, Mechanical, Final, Machine, Loblolly	64	\$2,240.00	\$109,824.00
16 13N 6E	1	11	Site Preparation, Other, Burn, Hand, Cut-Over	42	\$1,050.00	\$0.00
16 13N 6E	1	11	Site Preparation, Chemical, Broadcast, Aerial, Combination	42	\$3,780.00	\$0.00

STR	Strata	Stand	Activity	Acre	Est. Cost	Est. Revenue
16 13N 6E	1	11	Regeneration, Artificial, Plant, Hand, Loblolly	42	\$3,570.00	\$0.00
16 13N 6E	1	35	Site Preparation, Other, Burn, Hand, Cut-Over	4	\$100.00	\$0.00
16 13N 6E	1	35	Regeneration, Artificial, Plant, Hand, Loblolly	4	\$340.00	\$0.00
16 13N 6E	1	35	Site Preparation, Chemical, Broadcast, Aerial, Combination	4	\$360.00	\$0.00
16 13N 9E	2	7	Harvest, Mechanical, 2nd Thin, Machine, Loblolly	39	\$1,365.00	\$15,405.00
16 14N 8E	1	9	Site Preparation, Other, Burn, Hand, Cut-Over	2	\$54.50	\$0.00
16 14N 8E	1	9	Regeneration, Artificial, Plant, Hand, Loblolly	2	\$185.30	\$0.00
16 14N 8E	1	9	Site Preparation, Chemical, Broadcast, Aerial, Combination	2	\$196.20	\$0.00
16 14N 8E	1	12	Site Preparation, Other, Burn, Hand, Cut-Over	1	\$21.25	\$0.00
16 14N 8E	1	12	Regeneration, Artificial, Plant, Hand, Loblolly	1	\$72.25	\$0.00
16 14N 8E	1	12	Site Preparation, Chemical, Broadcast, Aerial, Combination	1	\$76.50	\$0.00
16 14N 8E	1	17	Site Preparation, Other, Burn, Hand, Cut-Over	6	\$160.25	\$0.00
16 14N 8E	1	17	Site Preparation, Chemical, Broadcast, Aerial, Combination	6	\$576.90	\$0.00
16 14N 8E	1	17	Regeneration, Artificial, Plant, Hand, Loblolly	6	\$544.85	\$0.00
16 14N 8E	1	18	Site Preparation, Other, Burn, Hand, Cut-Over	14	\$341.00	\$0.00
16 14N 8E	1	18	Site Preparation, Chemical, Broadcast, Aerial, Combination	14	\$1,227.60	\$0.00
16 14N 8E	1	18	Regeneration, Artificial, Plant, Hand, Loblolly	14	\$1,159.40	\$0.00
16 14N 8E	1	21	Site Preparation, Chemical, Broadcast, Aerial, Combination	4	\$351.00	\$0.00
16 14N 8E	1	21	Regeneration, Artificial, Plant, Hand, Loblolly	4	\$331.50	\$0.00
16 14N 8E	1	21	Site Preparation, Other, Burn, Hand, Cut-Over	4	\$97.50	\$0.00
16 14N 8E	1	29	Regeneration, Artificial, Plant, Hand, Loblolly	8	\$660.45	\$0.00
16 14N 8E	1	29	Site Preparation, Other, Burn, Hand, Cut-Over	8	\$194.25	\$0.00
16 14N 8E	1	29	Site Preparation, Chemical, Broadcast, Aerial, Combination	8	\$699.30	\$0.00

STR	Strata	Stand	Activity	Acre	Est. Cost	Est. Revenue
16 14N 8E	1	35	Regeneration, Artificial, Plant, Hand, Loblolly	17	\$1,456.90	\$0.00
16 14N 8E	1	35	Site Preparation, Chemical, Broadcast, Aerial, Combination	17	\$1,542.60	\$0.00
16 14N 8E	1	35	Site Preparation, Other, Burn, Hand, Cut-Over	17	\$428.50	\$0.00
16 14N 8E	1	43	Site Preparation, Other, Burn, Hand, Cut-Over	3	\$72.00	\$0.00
16 14N 8E	1	43	Regeneration, Artificial, Plant, Hand, Loblolly	3	\$244.80	\$0.00
16 14N 8E	1	43	Site Preparation, Chemical, Broadcast, Aerial, Combination	3	\$259.20	\$0.00
16 14N 8E	1	45	Regeneration, Artificial, Plant, Hand, Loblolly	7	\$575.45	\$0.00
16 14N 8E	1	45	Site Preparation, Other, Burn, Hand, Cut-Over	7	\$169.25	\$0.00
16 14N 8E	1	45	Site Preparation, Chemical, Broadcast, Aerial, Combination	7	\$609.30	\$0.00
16 14N 8E	1	46	Site Preparation, Chemical, Broadcast, Aerial, Combination	5	\$479.70	\$0.00
16 14N 8E	1	46	Site Preparation, Other, Burn, Hand, Cut-Over	5	\$133.25	\$0.00
16 14N 8E	1	46	Regeneration, Artificial, Plant, Hand, Loblolly	5	\$453.05	\$0.00
16 14N 8E	1	52	Site Preparation, Other, Burn, Hand, Cut-Over	194	\$4,860.25	\$0.00
16 14N 8E	1	52	Site Preparation, Chemical, Broadcast, Aerial, Combination	194	\$17,496.90	\$0.00
16 14N 8E	1	52	Regeneration, Artificial, Plant, Hand, Loblolly	194	\$16,524.85	\$0.00

Yearly Totals	1.124	\$68,526.00	\$144,209.75
----------------------	--------------	--------------------	---------------------

2017

16 13N 5E	2	11	Site Preparation, Other, Burn, Hand, Cut-Over	2	\$50.75	\$0.00
16 13N 5E	2	11	Site Preparation, Chemical, Broadcast, Aerial, Combination	2	\$182.70	\$0.00
16 13N 5E	2	11	Regeneration, Artificial, Plant, Hand, Loblolly	2	\$172.55	\$0.00
16 13N 5E	2	12	Site Preparation, Other, Burn, Hand, Cut-Over	64	\$1,591.25	\$0.00
16 13N 5E	2	12	Site Preparation, Chemical, Broadcast, Aerial, Combination	64	\$5,728.50	\$0.00
16 13N 5E	2	12	Regeneration, Artificial, Plant, Hand, Loblolly	64	\$5,410.25	\$0.00

STR	Strata	Stand	Activity	Acre	Est. Cost	Est. Revenue
16 13N 6E	2	13	Harvest, Mechanical, Final, Machine, Loblolly	43	\$1,505.00	\$75,508.00
16 14N 6E	1	2	Harvest, Mechanical, 2nd Thin, Machine, Loblolly	4	\$149.80	\$1,227.50
16 14N 6E	1	4	Harvest, Mechanical, 2nd Thin, Machine, Loblolly	24	\$824.60	\$6,757.01
16 14N 6E	1	5	Harvest, Mechanical, 2nd Thin, Machine, Loblolly	64	\$2,229.50	\$18,269.16
16 14N 6E	1	6	Harvest, Mechanical, 2nd Thin, Machine, Loblolly	2	\$63.35	\$519.11
16 14N 6E	1	12	Harvest, Mechanical, 2nd Thin, Machine, Loblolly	5	\$173.25	\$1,419.66
16 14N 6E	1	13	Harvest, Mechanical, 2nd Thin, Machine, Loblolly	3	\$89.60	\$734.21
16 14N 6E	1	15	Harvest, Mechanical, 2nd Thin, Machine, Loblolly	14	\$483.00	\$3,957.84
16 14N 6E	1	20	Harvest, Mechanical, 2nd Thin, Machine, Loblolly	196	\$6,848.45	\$56,118.16
16 14N 6E	1	22	Harvest, Mechanical, 2nd Thin, Machine, Loblolly	30	\$1,050.00	\$8,604.00
16 14N 6E	1	25	Harvest, Mechanical, 2nd Thin, Machine, Loblolly	9	\$322.00	\$2,638.56
16 14N 6E	1	26	Harvest, Mechanical, 2nd Thin, Machine, Loblolly	0	\$16.10	\$131.93
16 14N 6E	1	28	Harvest, Mechanical, 2nd Thin, Machine, Loblolly	45	\$1,586.55	\$13,000.64
16 14N 6E	1	29	Harvest, Mechanical, 2nd Thin, Machine, Loblolly	44	\$1,535.10	\$12,579.05
16 14N 6E	4	14	Harvest, Mechanical, 2nd Thin, Machine, Loblolly	3	\$105.00	\$874.80
16 14N 9E	1	1	Harvest, Mechanical, 2nd Thin, Machine, Loblolly	37	\$1,304.80	\$10,691.90
16 14N 9E	1	2	Harvest, Mechanical, 2nd Thin, Machine, Loblolly	7	\$249.20	\$2,042.02
16 14N 9E	1	3	Harvest, Mechanical, 2nd Thin, Machine, Loblolly	9	\$315.00	\$2,581.20
16 14N 9E	1	4	Harvest, Mechanical, 2nd Thin, Machine, Loblolly	33	\$1,151.15	\$9,432.85
16 14N 9E	1	10	Harvest, Mechanical, 2nd Thin, Machine, Loblolly	60	\$2,089.50	\$17,121.96
16 15N 8E	1	13	Harvest, Mechanical, Final, Machine, Loblolly	29	\$1,029.00	\$53,302.20
16 15N 8E	1	15	Harvest, Mechanical, Final, Machine, Loblolly	2	\$82.95	\$4,296.81
16 15N 8E	1	16	Harvest, Mechanical, Final, Machine, Loblolly	15	\$512.40	\$26,542.32

STR	Strata	Stand	Activity	Acre	Est. Cost	Est. Revenue
16 15N 8E	1	18	Harvest, Mechanical, Final, Machine, Loblolly	31	\$1,090.25	\$56,474.95
16 15N 8E	1	21	Harvest, Mechanical, Final, Machine, Loblolly	28	\$964.60	\$49,966.28
16 15N 9E	1	34	Harvest, Mechanical, Final, Machine, Loblolly	131	\$4,585.00	\$303,775.90
16 16N 6E	3	10	Harvest, Mechanical, 1st Thin, Machine, Loblolly	237	\$8,295.00	\$49,533.00
16 16N 6E	4	11	Harvest, Mechanical, 1st Thin, Machine, Loblolly	7	\$245.00	\$1,813.00
16 16N 6E	4	21	Harvest, Mechanical, 1st Thin, Machine, Loblolly	5	\$178.15	\$1,318.31
16 16N 6E	4	22	Harvest, Mechanical, 1st Thin, Machine, Loblolly	8	\$296.45	\$2,193.73
16 16N 6E	5	9	Harvest, Mechanical, 1st Thin, Machine, Loblolly	2	\$85.75	\$634.55
16 16N 6E	5	19	Harvest, Mechanical, 1st Thin, Machine, Loblolly	2	\$56.70	\$419.58

Yearly Totals

1.326

\$52,648.20

\$794,480.19

2018

16 13N 6E	2	13	Regeneration, Artificial, Plant, Hand, Loblolly	43	\$3,655.00	\$0.00
16 13N 6E	2	13	Site Preparation, Chemical, Broadcast, Aerial, Combination	43	\$3,870.00	\$0.00
16 13N 6E	2	13	Site Preparation, Other, Burn, Hand, Cut-Over	43	\$1,075.00	\$0.00
16 13N 6E	6	31	Harvest, Mechanical, 1st Thin, Machine, Loblolly	77	\$2,695.00	\$13,783.00
16 13N 9E	4	3	Harvest, Mechanical, Final, Machine, Loblolly	28	\$980.00	\$76,916.00
16 13N 9E	4	14	Harvest, Mechanical, Final, Machine, Loblolly	7	\$245.00	\$19,229.00
16 13N 9E	4	15	Harvest, Mechanical, Final, Machine, Loblolly	23	\$805.00	\$63,181.00
16 13N 9E	6	8	Harvest, Mechanical, Final, Machine, Loblolly	4	\$140.00	\$212.00
16 14N 5E	1	12	Harvest, Mechanical, 1st Thin, Machine, Loblolly	1	\$31.15	\$183.34
16 14N 5E	1	15	Harvest, Mechanical, 1st Thin, Machine, Loblolly	261	\$9,133.60	\$53,757.76
16 14N 5E	1	17	Harvest, Mechanical, 1st Thin, Machine, Loblolly	100	\$3,500.00	\$20,600.00
16 15N 8E	1	13	Site Preparation, Other, Burn, Hand, Cut-Over	29	\$735.00	\$0.00

STR	Strata	Stand	Activity	Acre	Est. Cost	Est. Revenue	
16 15N 8E	1	13	Regeneration, Artificial, Plant, Hand, Loblolly	29	\$2,499.00	\$0.00	
16 15N 8E	1	13	Site Preparation, Chemical, Broadcast, Aerial, Combination	29	\$2,646.00	\$0.00	
16 15N 8E	1	15	Site Preparation, Other, Burn, Hand, Cut-Over	2	\$59.25	\$0.00	
16 15N 8E	1	15	Site Preparation, Chemical, Broadcast, Aerial, Combination	2	\$213.30	\$0.00	
16 15N 8E	1	15	Regeneration, Artificial, Plant, Hand, Loblolly	2	\$201.45	\$0.00	
16 15N 8E	1	16	Regeneration, Artificial, Plant, Hand, Loblolly	15	\$1,244.40	\$0.00	
16 15N 8E	1	16	Site Preparation, Chemical, Broadcast, Aerial, Combination	15	\$1,317.60	\$0.00	
16 15N 8E	1	16	Site Preparation, Other, Burn, Hand, Cut-Over	15	\$366.00	\$0.00	
16 15N 8E	1	18	Site Preparation, Other, Burn, Hand, Cut-Over	31	\$778.75	\$0.00	
16 15N 8E	1	18	Site Preparation, Chemical, Broadcast, Aerial, Combination	31	\$2,803.50	\$0.00	
16 15N 8E	1	18	Regeneration, Artificial, Plant, Hand, Loblolly	31	\$2,647.75	\$0.00	
16 15N 8E	1	21	Site Preparation, Chemical, Broadcast, Aerial, Combination	28	\$2,480.40	\$0.00	
16 15N 8E	1	21	Site Preparation, Other, Burn, Hand, Cut-Over	28	\$689.00	\$0.00	
16 15N 8E	1	21	Regeneration, Artificial, Plant, Hand, Loblolly	28	\$2,342.60	\$0.00	
16 15N 9E	1	22	Harvest, Mechanical, Final, Machine, Loblolly	62	\$2,170.00	\$124,303.80	
16 15N 9E	1	27	Harvest, Mechanical, Final, Machine, Loblolly	12	\$420.00	\$27,208.80	
16 15N 9E	1	34	Regeneration, Artificial, Plant, Hand, Loblolly	131	\$11,135.00	\$0.00	
16 15N 9E	1	34	Site Preparation, Chemical, Broadcast, Aerial, Combination	131	\$11,790.00	\$0.00	
16 15N 9E	1	34	Site Preparation, Other, Burn, Hand, Cut-Over	131	\$3,275.00	\$0.00	
				Yearly Totals	1.412	\$75,943.75	\$399,374.70
2019							
16 12N 4E	2	14	Harvest, Mechanical, 2nd Thin, Machine, Loblolly	97	\$3,395.00	\$61,595.00	
16 13N 9E	1	4	Harvest, Mechanical, 1st Thin, Machine, Loblolly	35	\$1,225.00	\$8,785.00	

STR	Strata	Stand	Activity	Acre	Est. Cost	Est. Revenue
16 13N 9E	1	10	Harvest, Mechanical, 1st Thin, Machine, Loblolly	30	\$1,050.00	\$7,530.00
16 13N 9E	1	12	Harvest, Mechanical, 1st Thin, Machine, Loblolly	2	\$70.00	\$502.00
16 13N 9E	1	13	Harvest, Mechanical, 1st Thin, Machine, Loblolly	14	\$490.00	\$3,514.00
16 13N 9E	1	18	Harvest, Mechanical, 1st Thin, Machine, Loblolly	25	\$875.00	\$6,275.00
16 13N 9E	4	3	Site Preparation, Other, Burn, Hand, Cut-Over	28	\$708.50	\$0.00
16 13N 9E	4	3	Regeneration, Artificial, Plant, Hand, Loblolly	28	\$2,408.90	\$0.00
16 13N 9E	4	3	Site Preparation, Chemical, Broadcast, Aerial, Combination	28	\$2,550.60	\$0.00
16 13N 9E	4	14	Site Preparation, Other, Burn, Hand, Cut-Over	7	\$177.75	\$0.00
16 13N 9E	4	14	Site Preparation, Chemical, Broadcast, Aerial, Combination	7	\$639.90	\$0.00
16 13N 9E	4	14	Regeneration, Artificial, Plant, Hand, Loblolly	7	\$604.35	\$0.00
16 13N 9E	4	15	Site Preparation, Chemical, Broadcast, Aerial, Combination	23	\$2,093.40	\$0.00
16 13N 9E	4	15	Regeneration, Artificial, Plant, Hand, Loblolly	23	\$1,977.10	\$0.00
16 13N 9E	4	15	Site Preparation, Other, Burn, Hand, Cut-Over	23	\$581.50	\$0.00
16 14N 6E	3	9	Harvest, Mechanical, 1st Thin, Machine, Loblolly	5	\$180.60	\$1,099.08
16 14N 6E	3	10	Harvest, Mechanical, 1st Thin, Machine, Loblolly	26	\$910.00	\$5,538.00
16 14N 6E	3	23	Harvest, Mechanical, 1st Thin, Machine, Loblolly	13	\$456.05	\$2,775.39
16 14N 6E	3	24	Harvest, Mechanical, 1st Thin, Machine, Loblolly	5	\$185.50	\$1,128.90
16 14N 9E	3	5	Harvest, Mechanical, 2nd Thin, Machine, Loblolly	10	\$350.00	\$3,498.50
16 14N 9E	3	6	Harvest, Mechanical, 2nd Thin, Machine, Loblolly	3	\$111.30	\$1,112.52
16 14N 9E	3	7	Harvest, Mechanical, 2nd Thin, Machine, Loblolly	0	\$12.60	\$125.95
16 14N 9E	3	9	Harvest, Mechanical, 2nd Thin, Machine, Loblolly	10	\$350.00	\$3,498.50
16 14N 9E	3	14	Harvest, Mechanical, 2nd Thin, Machine, Loblolly	3	\$105.00	\$1,049.55
16 14N 9E	3	17	Harvest, Mechanical, 2nd Thin, Machine, Loblolly	201	\$7,042.00	\$70,389.82

STR	Strata	Stand	Activity	Acre	Est. Cost	Est. Revenue	
16 14N 9E	3	20	Harvest, Mechanical, 2nd Thin, Machine, Loblolly	1	\$35.00	\$349.85	
16 14N 9E	3	21	Harvest, Mechanical, 2nd Thin, Machine, Loblolly	5	\$178.15	\$1,780.74	
16 15N 9E	1	22	Regeneration, Artificial, Plant, Hand, Loblolly	62	\$5,270.00	\$0.00	
16 15N 9E	1	22	Site Preparation, Chemical, Broadcast, Aerial, Combination	62	\$5,580.00	\$0.00	
16 15N 9E	1	22	Site Preparation, Other, Burn, Hand, Cut-Over	62	\$1,550.00	\$0.00	
16 15N 9E	1	27	Site Preparation, Chemical, Broadcast, Aerial, Combination	12	\$1,080.00	\$0.00	
16 15N 9E	1	27	Regeneration, Artificial, Plant, Hand, Loblolly	12	\$1,020.00	\$0.00	
16 15N 9E	1	27	Site Preparation, Other, Burn, Hand, Cut-Over	12	\$300.00	\$0.00	
16 16N 7E	3	1	Harvest, Mechanical, 1st Thin, Machine, Loblolly	45	\$1,575.35	\$11,252.50	
16 16N 7E	3	2	Harvest, Mechanical, 1st Thin, Machine, Loblolly	4	\$155.75	\$1,112.50	
16 16N 7E	3	5	Harvest, Mechanical, 1st Thin, Machine, Loblolly	3	\$95.20	\$680.00	
16 16N 7E	3	6	Harvest, Mechanical, 1st Thin, Machine, Loblolly	1	\$45.50	\$325.00	
16 16N 7E	3	11	Harvest, Mechanical, 1st Thin, Machine, Loblolly	5	\$159.95	\$1,142.50	
16 16N 7E	3	17	Harvest, Mechanical, 1st Thin, Machine, Loblolly	84	\$2,927.40	\$20,910.00	
16 16N 7E	3	22	Harvest, Mechanical, 1st Thin, Machine, Loblolly	1	\$52.15	\$372.50	
16 16N 7E	3	23	Harvest, Mechanical, 1st Thin, Machine, Loblolly	20	\$700.00	\$5,000.00	
16 16N 7E	3	24	Harvest, Mechanical, 1st Thin, Machine, Loblolly	6	\$224.70	\$1,605.00	
16 16N 7E	3	25	Harvest, Mechanical, 1st Thin, Machine, Loblolly	17	\$588.70	\$4,205.00	
16 16N 7E	3	26	Harvest, Mechanical, 1st Thin, Machine, Loblolly	2	\$59.85	\$427.50	
16 16N 7E	3	27	Harvest, Mechanical, 1st Thin, Machine, Loblolly	5	\$166.25	\$1,187.50	
				Yearly Totals	1.077	\$50,314.00	\$228,767.80
2020							
16 12N 4E	3	17	Harvest, Mechanical, 2nd Thin, Machine, Loblolly	78	\$2,730.00	\$31,980.00	

STR	Strata	Stand	Activity	Acre	Est. Cost	Est. Revenue
16 12N 4E	6	1	Harvest, Mechanical, 1st Thin, Machine, Loblolly	15	\$525.00	\$2,400.00
16 12N 4E	6	3	Harvest, Mechanical, 1st Thin, Machine, Loblolly	9	\$315.00	\$1,440.00
16 12N 4E	6	10	Harvest, Mechanical, 1st Thin, Machine, Loblolly	38	\$1,330.00	\$6,080.00
16 12N 5E	5	13	Harvest, Mechanical, 2nd Thin, Machine, Loblolly	6	\$210.00	\$2,700.00
16 12N 5E	6	15	Harvest, Mechanical, 2nd Thin, Machine, Loblolly	50	\$1,750.00	\$22,500.00
16 12N 5E	7	6	Harvest, Mechanical, 1st Thin, Machine, Loblolly	151	\$5,285.00	\$15,100.00
16 12N 5E	7	12	Harvest, Mechanical, 1st Thin, Machine, Loblolly	43	\$1,505.00	\$4,300.00
16 13N 5E	1	8	Harvest, Mechanical, 2nd Thin, Machine, Loblolly	132	\$4,620.00	\$43,296.00
16 13N 5E	1	17	Harvest, Mechanical, 2nd Thin, Machine, Loblolly	17	\$590.10	\$5,530.08

Yearly Totals

539

\$18,860.10

\$135,326.08

2021

16 14N 5E	2	3	Harvest, Mechanical, 2nd Thin, Machine, Loblolly	108	\$3,780.00	\$44,280.00
16 14N 5E	2	14	Harvest, Mechanical, 2nd Thin, Machine, Loblolly	1	\$26.95	\$315.70
16 14N 5E	2	19	Harvest, Mechanical, 2nd Thin, Machine, Loblolly	29	\$1,007.30	\$11,799.80
16 14N 9E	4	18	Harvest, Mechanical, 2nd Thin, Machine, Loblolly	55	\$1,925.00	\$22,550.00
16 14N 9E	4	24	Harvest, Mechanical, 2nd Thin, Machine, Loblolly	19	\$676.20	\$7,921.20
16 14N 9E	4	25	Harvest, Mechanical, 2nd Thin, Machine, Loblolly	10	\$347.90	\$4,075.40
16 16N 7E	4	10	Harvest, Mechanical, 1st Thin, Machine, Loblolly	191	\$6,685.00	\$49,469.00
16 16N 7E	4	12	Harvest, Mechanical, 1st Thin, Machine, Loblolly	2	\$59.50	\$440.30
16 16N 7E	4	13	Harvest, Mechanical, 1st Thin, Machine, Loblolly	4	\$127.40	\$942.76
16 16N 7E	4	14	Harvest, Mechanical, 1st Thin, Machine, Loblolly	4	\$157.15	\$1,162.91
16 16N 7E	4	28	Harvest, Mechanical, 1st Thin, Machine, Loblolly	2	\$82.25	\$608.65
16 16N 8E	1	15	Harvest, Mechanical, 2nd Thin, Machine, Loblolly	27	\$945.00	\$12,150.00

STR	Strata	Stand	Activity	Acre	Est. Cost	Est. Revenue
16 16N 8E	1	17	Harvest, Mechanical, 2nd Thin, Machine, Loblolly	7	\$228.20	\$2,934.00
16 16N 8E	1	25	Harvest, Mechanical, 2nd Thin, Machine, Loblolly	84	\$2,928.80	\$37,656.00
16 16N 8E	1	27	Harvest, Mechanical, 2nd Thin, Machine, Loblolly	1	\$35.00	\$450.00
16 16N 8E	2	38	Harvest, Mechanical, 2nd Thin, Machine, Loblolly	70	\$2,458.05	\$31,603.50
16 16N 8E	2	45	Harvest, Mechanical, 2nd Thin, Machine, Loblolly	31	\$1,086.75	\$13,972.50
16 16N 8E	2	47	Harvest, Mechanical, 2nd Thin, Machine, Loblolly	48	\$1,680.00	\$21,600.00
16 16N 8E	2	51	Harvest, Mechanical, 2nd Thin, Machine, Loblolly	40	\$1,408.40	\$18,108.00
16 16N 8E	2	52	Harvest, Mechanical, 2nd Thin, Machine, Loblolly	1	\$37.80	\$486.00
16 16N 9E	1	23	Harvest, Mechanical, 1st Thin, Machine, Loblolly	19	\$665.00	\$4,750.00
16 16N 9E	1	24	Harvest, Mechanical, 1st Thin, Machine, Loblolly	79	\$2,768.15	\$19,772.50
16 16N 9E	1	25	Harvest, Mechanical, 1st Thin, Machine, Loblolly	10	\$334.95	\$2,392.50
16 16N 9E	1	63	Harvest, Mechanical, 1st Thin, Machine, Loblolly	16	\$572.25	\$4,087.50
16 16N 9E	1	65	Harvest, Mechanical, 1st Thin, Machine, Loblolly	3	\$116.55	\$832.50
16 16N 9E	2	7	Harvest, Mechanical, 1st Thin, Machine, Loblolly	4	\$150.50	\$1,113.70
16 16N 9E	2	14	Harvest, Mechanical, 1st Thin, Machine, Loblolly	3	\$99.75	\$738.15
16 16N 9E	2	59	Harvest, Mechanical, 1st Thin, Machine, Loblolly	104	\$3,640.00	\$26,936.00
16 16N 9E	2	61	Harvest, Mechanical, 1st Thin, Machine, Loblolly	12	\$407.05	\$3,012.17
16 16N 9E	3	8	Harvest, Mechanical, 1st Thin, Machine, Loblolly	0	\$5.25	\$38.85
16 16N 9E	3	32	Harvest, Mechanical, 1st Thin, Machine, Loblolly	47	\$1,643.60	\$12,162.64
16 16N 9E	3	38	Harvest, Mechanical, 1st Thin, Machine, Loblolly	7	\$255.85	\$1,893.29
16 16N 9E	3	42	Harvest, Mechanical, 1st Thin, Machine, Loblolly	8	\$263.90	\$1,952.86
16 16N 9E	3	46	Harvest, Mechanical, 1st Thin, Machine, Loblolly	24	\$840.35	\$6,218.59
16 16N 9E	3	53	Harvest, Mechanical, 1st Thin, Machine, Loblolly	207	\$7,245.00	\$53,613.00

STR	Strata	Stand	Activity	Acre	Est. Cost	Est. Revenue	
16 16N 9E	5	13	Harvest, Mechanical, 1st Thin, Machine, Loblolly	3	\$104.30	\$1,817.80	
16 16N 9E	5	15	Harvest, Mechanical, 1st Thin, Machine, Loblolly	4	\$140.00	\$2,440.00	
				Yearly Totals	1.284	\$44.935.10	\$426.297.77
				Grand Totals	13.550	\$686.362.80	\$5.031.908.02

Stand Activity Summary for
Attala County Schools BOE

Filters Applied: County:
Client Class:
District:
Client: Attala County Schools BO
STR:
Activity: Harvest
Year: 2012 Through 2021

STR	Strata	Stand	Activity	Acre	Est. Cost	Est. Revenue
2012						
16 12N 4E	2	14	Harvest, Mechanical, 1st Thin, Machine, Loblolly	97	\$1,455.00	\$17,848.00
16 13N 5E	2	5	Harvest, Mechanical, Final, Machine, Loblolly	78	\$2,730.00	\$124,878.00
16 13N 6E	1	28	Harvest, Mechanical, Final, Machine, Loblolly	28	\$840.00	\$55,272.00
16 13N 6E	1	30	Harvest, Mechanical, Final, Machine, Loblolly	64	\$1,920.00	\$144,640.00
16 15N 9E	1	1	Harvest, Mechanical, Final, Machine, Loblolly	98	\$1,470.00	\$227,252.20
16 15N 9E	1	3	Harvest, Mechanical, Final, Machine, Loblolly	60	\$900.00	\$139,134.00
16 16N 6E	1	4	Harvest, Mechanical, Final, Machine, Loblolly	8	\$240.00	\$17,328.00
16 16N 6E	1	5	Harvest, Mechanical, Final, Machine, Loblolly	1	\$30.00	\$2,166.00
16 16N 6E	1	18	Harvest, Mechanical, Final, Machine, Loblolly	125	\$3,750.00	\$270,750.00
16 16N 6E	1	25	Harvest, Mechanical, Final, Machine, Loblolly	5	\$150.00	\$10,830.00
Yearly Totals				564	\$13,485.00	\$1,010,098.20
2013						
16 12N 4E	3	17	Harvest, Mechanical, 1st Thin, Machine, Loblolly	78	\$2,730.00	\$9,360.00
16 12N 4E	7	16	Harvest, Mechanical, Final, Machine, Loblolly	42	\$1,470.00	\$105,294.00
16 12N 5E	5	13	Harvest, Mechanical, 1st Thin, Machine, Loblolly	6	\$210.00	\$1,200.00
16 12N 5E	6	15	Harvest, Mechanical, 1st Thin, Machine, Loblolly	50	\$1,750.00	\$19,500.00
16 13N 5E	1	8	Harvest, Mechanical, 1st Thin, Machine, Loblolly	132	\$4,620.00	\$25,872.00
16 13N 5E	1	17	Harvest, Mechanical, 1st Thin, Machine, Loblolly	17	\$590.10	\$3,304.56

STR	Strata	Stand	Activity	Acre	Est. Cost	Est. Revenue	
16 13N 6E	5	14	Harvest, Mechanical, 1st Thin, Machine, Loblolly	23	\$805.00	\$5,267.00	
16 14N 8E	1	39	Harvest, Mechanical, Final, Machine, Loblolly	99	\$3,465.00	\$182,655.00	
				Yearly Totals	447	\$15,640.10	\$352,452.56
2014							
16 12N 5E	1	2	Harvest, Mechanical, Final, Machine, Loblolly	194	\$6,790.00	\$335,426.00	
16 12N 5E	2	4	Harvest, Mechanical, Final, Machine, Loblolly	67	\$2,345.00	\$108,674.00	
16 12N 5E	2	5	Harvest, Mechanical, Final, Machine, Loblolly	1	\$35.00	\$1,622.00	
16 13N 5E	2	2	Harvest, Mechanical, Final, Machine, Loblolly	21	\$735.00	\$36,036.00	
16 13N 5E	2	3	Harvest, Mechanical, Final, Machine, Loblolly	1	\$35.00	\$1,716.00	
16 13N 5E	2	21	Harvest, Mechanical, Final, Machine, Loblolly	53	\$1,855.00	\$90,948.00	
16 13N 9E	5	1	Harvest, Mechanical, Final, Machine, Loblolly	75	\$2,625.00	\$182,175.00	
16 14N 5E	2	3	Harvest, Mechanical, 1st Thin, Machine, Loblolly	108	\$3,780.00	\$22,248.00	
16 14N 5E	2	14	Harvest, Mechanical, 1st Thin, Machine, Loblolly	1	\$26.95	\$158.62	
16 14N 5E	2	19	Harvest, Mechanical, 1st Thin, Machine, Loblolly	29	\$1,007.30	\$5,928.68	
16 14N 9E	4	18	Harvest, Mechanical, 1st Thin, Machine, Loblolly	55	\$1,925.00	\$15,125.00	
16 14N 9E	4	24	Harvest, Mechanical, 1st Thin, Machine, Loblolly	19	\$676.20	\$5,313.00	
16 14N 9E	4	25	Harvest, Mechanical, 1st Thin, Machine, Loblolly	10	\$347.90	\$2,733.50	
16 16N 8E	1	15	Harvest, Mechanical, 1st Thin, Machine, Loblolly	27	\$957.25	\$7,083.65	
16 16N 8E	1	17	Harvest, Mechanical, 1st Thin, Machine, Loblolly	7	\$228.20	\$1,688.68	
16 16N 8E	1	25	Harvest, Mechanical, 1st Thin, Machine, Loblolly	84	\$2,928.80	\$21,673.12	
16 16N 8E	1	27	Harvest, Mechanical, 1st Thin, Machine, Loblolly	1	\$35.00	\$259.00	
16 16N 8E	2	38	Harvest, Mechanical, 1st Thin, Machine, Loblolly	70	\$2,458.05	\$18,400.26	
16 16N 8E	2	45	Harvest, Mechanical, 1st Thin, Machine, Loblolly	31	\$1,086.75	\$8,135.10	

STR	Strata	Stand	Activity	Acre	Est. Cost	Est. Revenue
16 16N 8E	2	47	Harvest, Mechanical, 1st Thin, Machine, Loblolly	48	\$1,680.00	\$12,576.00
16 16N 8E	2	51	Harvest, Mechanical, 1st Thin, Machine, Loblolly	40	\$1,408.40	\$10,542.88
16 16N 8E	2	52	Harvest, Mechanical, 1st Thin, Machine, Loblolly	1	\$37.80	\$282.96
Yearly Totals				943	\$33,003.60	\$888,745.45

2015

16 12N 4E	5	9	Harvest, Mechanical, 1st Thin, Machine, Loblolly	96	\$3,360.00	\$11,520.00
16 13N 6E	1	11	Harvest, Mechanical, Final, Machine, Loblolly	42	\$1,470.00	\$78,750.00
16 13N 6E	1	12	Harvest, Mechanical, Final, Machine, Loblolly	36	\$1,260.00	\$63,216.00
16 13N 6E	1	35	Harvest, Mechanical, Final, Machine, Loblolly	4	\$140.00	\$6,400.00
16 13N 6E	4	10	Harvest, Mechanical, Final, Machine, Loblolly	3	\$105.00	\$120.00
16 14N 5E	4	1	Harvest, Mechanical, 1st Thin, Machine, Loblolly	1	\$36.05	\$660.54
16 14N 5E	4	2	Harvest, Mechanical, 1st Thin, Machine, Loblolly	7	\$236.25	\$4,328.78
16 14N 5E	4	4	Harvest, Mechanical, 1st Thin, Machine, Loblolly	2	\$74.55	\$1,365.97
16 14N 5E	4	8	Harvest, Mechanical, 1st Thin, Machine, Loblolly	7	\$245.00	\$4,489.10
16 14N 8E	1	9	Harvest, Mechanical, Final, Machine, Loblolly	2	\$76.30	\$4,022.10
16 14N 8E	1	12	Harvest, Mechanical, Final, Machine, Loblolly	1	\$29.75	\$1,568.25
16 14N 8E	1	17	Harvest, Mechanical, Final, Machine, Loblolly	6	\$224.35	\$11,826.45
16 14N 8E	1	18	Harvest, Mechanical, Final, Machine, Loblolly	14	\$477.40	\$25,165.80
16 14N 8E	1	21	Harvest, Mechanical, Final, Machine, Loblolly	4	\$136.50	\$7,195.50
16 14N 8E	1	29	Harvest, Mechanical, Final, Machine, Loblolly	8	\$271.95	\$14,335.65
16 14N 8E	1	35	Harvest, Mechanical, Final, Machine, Loblolly	17	\$599.90	\$31,623.30
16 14N 8E	1	43	Harvest, Mechanical, Final, Machine, Loblolly	3	\$100.80	\$5,313.60
16 14N 8E	1	45	Harvest, Mechanical, Final, Machine, Loblolly	7	\$236.95	\$12,490.65

STR	Strata	Stand	Activity	Acre	Est. Cost	Est. Revenue
16 14N 8E	1	46	Harvest, Mechanical, Final, Machine, Loblolly	5	\$186.55	\$9,833.85
16 14N 8E	1	52	Harvest, Mechanical, Final, Machine, Loblolly	194	\$6,790.00	\$357,930.00

Yearly Totals

459

\$16,057.30

\$652,155.53

2016

16 12N 4E	1	5	Harvest, Mechanical, 2nd Thin, Machine, Loblolly	35	\$1,225.00	\$6,868.75
16 12N 4E	4	23	Harvest, Mechanical, 1st Thin, Machine, Loblolly	62	\$2,170.00	\$8,680.00
16 13N 5E	2	11	Harvest, Mechanical, Final, Machine, Loblolly	2	\$70.00	\$3,432.00
16 13N 5E	2	12	Harvest, Mechanical, Final, Machine, Loblolly	64	\$2,240.00	\$109,824.00
16 13N 9E	2	7	Harvest, Mechanical, 2nd Thin, Machine, Loblolly	39	\$1,365.00	\$15,405.00

Yearly Totals

202

\$7,070.00

\$144,209.75

2017

16 13N 6E	2	13	Harvest, Mechanical, Final, Machine, Loblolly	43	\$1,505.00	\$75,508.00
16 14N 6E	1	2	Harvest, Mechanical, 2nd Thin, Machine, Loblolly	4	\$149.80	\$1,227.50
16 14N 6E	1	4	Harvest, Mechanical, 2nd Thin, Machine, Loblolly	24	\$824.60	\$6,757.01
16 14N 6E	1	5	Harvest, Mechanical, 2nd Thin, Machine, Loblolly	64	\$2,229.50	\$18,269.16
16 14N 6E	1	6	Harvest, Mechanical, 2nd Thin, Machine, Loblolly	2	\$63.35	\$519.11
16 14N 6E	1	12	Harvest, Mechanical, 2nd Thin, Machine, Loblolly	5	\$173.25	\$1,419.66
16 14N 6E	1	13	Harvest, Mechanical, 2nd Thin, Machine, Loblolly	3	\$89.60	\$734.21
16 14N 6E	1	15	Harvest, Mechanical, 2nd Thin, Machine, Loblolly	14	\$483.00	\$3,957.84
16 14N 6E	1	20	Harvest, Mechanical, 2nd Thin, Machine, Loblolly	196	\$6,848.45	\$56,118.16
16 14N 6E	1	22	Harvest, Mechanical, 2nd Thin, Machine, Loblolly	30	\$1,050.00	\$8,604.00
16 14N 6E	1	25	Harvest, Mechanical, 2nd Thin, Machine, Loblolly	9	\$322.00	\$2,638.56
16 14N 6E	1	26	Harvest, Mechanical, 2nd Thin, Machine, Loblolly	0	\$16.10	\$131.93

STR	Strata	Stand	Activity	Acre	Est. Cost	Est. Revenue	
16 14N 6E	1	28	Harvest, Mechanical, 2nd Thin, Machine, Loblolly	45	\$1,586.55	\$13,000.64	
16 14N 6E	1	29	Harvest, Mechanical, 2nd Thin, Machine, Loblolly	44	\$1,535.10	\$12,579.05	
16 14N 6E	4	14	Harvest, Mechanical, 2nd Thin, Machine, Loblolly	3	\$105.00	\$874.80	
16 14N 9E	1	1	Harvest, Mechanical, 2nd Thin, Machine, Loblolly	37	\$1,304.80	\$10,691.90	
16 14N 9E	1	2	Harvest, Mechanical, 2nd Thin, Machine, Loblolly	7	\$249.20	\$2,042.02	
16 14N 9E	1	3	Harvest, Mechanical, 2nd Thin, Machine, Loblolly	9	\$315.00	\$2,581.20	
16 14N 9E	1	4	Harvest, Mechanical, 2nd Thin, Machine, Loblolly	33	\$1,151.15	\$9,432.85	
16 14N 9E	1	10	Harvest, Mechanical, 2nd Thin, Machine, Loblolly	60	\$2,089.50	\$17,121.96	
16 15N 8E	1	13	Harvest, Mechanical, Final, Machine, Loblolly	29	\$1,029.00	\$53,302.20	
16 15N 8E	1	15	Harvest, Mechanical, Final, Machine, Loblolly	2	\$82.95	\$4,296.81	
16 15N 8E	1	16	Harvest, Mechanical, Final, Machine, Loblolly	15	\$512.40	\$26,542.32	
16 15N 8E	1	18	Harvest, Mechanical, Final, Machine, Loblolly	31	\$1,090.25	\$56,474.95	
16 15N 8E	1	21	Harvest, Mechanical, Final, Machine, Loblolly	28	\$964.60	\$49,966.28	
16 15N 9E	1	34	Harvest, Mechanical, Final, Machine, Loblolly	131	\$4,585.00	\$303,775.90	
16 16N 6E	3	10	Harvest, Mechanical, 1st Thin, Machine, Loblolly	237	\$8,295.00	\$49,533.00	
16 16N 6E	4	11	Harvest, Mechanical, 1st Thin, Machine, Loblolly	7	\$245.00	\$1,813.00	
16 16N 6E	4	21	Harvest, Mechanical, 1st Thin, Machine, Loblolly	5	\$178.15	\$1,318.31	
16 16N 6E	4	22	Harvest, Mechanical, 1st Thin, Machine, Loblolly	8	\$296.45	\$2,193.73	
16 16N 6E	5	9	Harvest, Mechanical, 1st Thin, Machine, Loblolly	2	\$85.75	\$634.55	
16 16N 6E	5	19	Harvest, Mechanical, 1st Thin, Machine, Loblolly	2	\$56.70	\$419.58	
				Yearly Totals	1.129	\$39,512.20	\$794,480.19
2018							
16 13N 6E	6	31	Harvest, Mechanical, 1st Thin, Machine, Loblolly	77	\$2,695.00	\$13,783.00	

STR	Strata	Stand	Activity	Acre	Est. Cost	Est. Revenue
16 13N 9E	4	3	Harvest, Mechanical, Final, Machine, Loblolly	28	\$980.00	\$76,916.00
16 13N 9E	4	14	Harvest, Mechanical, Final, Machine, Loblolly	7	\$245.00	\$19,229.00
16 13N 9E	4	15	Harvest, Mechanical, Final, Machine, Loblolly	23	\$805.00	\$63,181.00
16 13N 9E	6	8	Harvest, Mechanical, Final, Machine, Loblolly	4	\$140.00	\$212.00
16 14N 5E	1	12	Harvest, Mechanical, 1st Thin, Machine, Loblolly	1	\$31.15	\$183.34
16 14N 5E	1	15	Harvest, Mechanical, 1st Thin, Machine, Loblolly	261	\$9,133.60	\$53,757.76
16 14N 5E	1	17	Harvest, Mechanical, 1st Thin, Machine, Loblolly	100	\$3,500.00	\$20,600.00
16 15N 9E	1	22	Harvest, Mechanical, Final, Machine, Loblolly	62	\$2,170.00	\$124,303.80
16 15N 9E	1	27	Harvest, Mechanical, Final, Machine, Loblolly	12	\$420.00	\$27,208.80

Yearly Totals				575	\$20,119.75	\$399,374.70
----------------------	--	--	--	------------	--------------------	---------------------

2019

16 12N 4E	2	14	Harvest, Mechanical, 2nd Thin, Machine, Loblolly	97	\$3,395.00	\$61,595.00
16 13N 9E	1	4	Harvest, Mechanical, 1st Thin, Machine, Loblolly	35	\$1,225.00	\$8,785.00
16 13N 9E	1	10	Harvest, Mechanical, 1st Thin, Machine, Loblolly	30	\$1,050.00	\$7,530.00
16 13N 9E	1	12	Harvest, Mechanical, 1st Thin, Machine, Loblolly	2	\$70.00	\$502.00
16 13N 9E	1	13	Harvest, Mechanical, 1st Thin, Machine, Loblolly	14	\$490.00	\$3,514.00
16 13N 9E	1	18	Harvest, Mechanical, 1st Thin, Machine, Loblolly	25	\$875.00	\$6,275.00
16 14N 6E	3	9	Harvest, Mechanical, 1st Thin, Machine, Loblolly	5	\$180.60	\$1,099.08
16 14N 6E	3	10	Harvest, Mechanical, 1st Thin, Machine, Loblolly	26	\$910.00	\$5,538.00
16 14N 6E	3	23	Harvest, Mechanical, 1st Thin, Machine, Loblolly	13	\$456.05	\$2,775.39
16 14N 6E	3	24	Harvest, Mechanical, 1st Thin, Machine, Loblolly	5	\$185.50	\$1,128.90
16 14N 9E	3	5	Harvest, Mechanical, 2nd Thin, Machine, Loblolly	10	\$350.00	\$3,498.50
16 14N 9E	3	6	Harvest, Mechanical, 2nd Thin, Machine, Loblolly	3	\$111.30	\$1,112.52

STR	Strata	Stand	Activity	Acre	Est. Cost	Est. Revenue
16 14N 9E	3	7	Harvest, Mechanical, 2nd Thin, Machine, Loblolly	0	\$12.60	\$125.95
16 14N 9E	3	9	Harvest, Mechanical, 2nd Thin, Machine, Loblolly	10	\$350.00	\$3,498.50
16 14N 9E	3	14	Harvest, Mechanical, 2nd Thin, Machine, Loblolly	3	\$105.00	\$1,049.55
16 14N 9E	3	17	Harvest, Mechanical, 2nd Thin, Machine, Loblolly	201	\$7,042.00	\$70,389.82
16 14N 9E	3	20	Harvest, Mechanical, 2nd Thin, Machine, Loblolly	1	\$35.00	\$349.85
16 14N 9E	3	21	Harvest, Mechanical, 2nd Thin, Machine, Loblolly	5	\$178.15	\$1,780.74
16 16N 7E	3	1	Harvest, Mechanical, 1st Thin, Machine, Loblolly	45	\$1,575.35	\$11,252.50
16 16N 7E	3	2	Harvest, Mechanical, 1st Thin, Machine, Loblolly	4	\$155.75	\$1,112.50
16 16N 7E	3	5	Harvest, Mechanical, 1st Thin, Machine, Loblolly	3	\$95.20	\$680.00
16 16N 7E	3	6	Harvest, Mechanical, 1st Thin, Machine, Loblolly	1	\$45.50	\$325.00
16 16N 7E	3	11	Harvest, Mechanical, 1st Thin, Machine, Loblolly	5	\$159.95	\$1,142.50
16 16N 7E	3	17	Harvest, Mechanical, 1st Thin, Machine, Loblolly	84	\$2,927.40	\$20,910.00
16 16N 7E	3	22	Harvest, Mechanical, 1st Thin, Machine, Loblolly	1	\$52.15	\$372.50
16 16N 7E	3	23	Harvest, Mechanical, 1st Thin, Machine, Loblolly	20	\$700.00	\$5,000.00
16 16N 7E	3	24	Harvest, Mechanical, 1st Thin, Machine, Loblolly	6	\$224.70	\$1,605.00
16 16N 7E	3	25	Harvest, Mechanical, 1st Thin, Machine, Loblolly	17	\$588.70	\$4,205.00
16 16N 7E	3	26	Harvest, Mechanical, 1st Thin, Machine, Loblolly	2	\$59.85	\$427.50
16 16N 7E	3	27	Harvest, Mechanical, 1st Thin, Machine, Loblolly	5	\$166.25	\$1,187.50

Yearly Totals

679

\$23,772.00

\$228,767.80

2020

16 12N 4E	3	17	Harvest, Mechanical, 2nd Thin, Machine, Loblolly	78	\$2,730.00	\$31,980.00
16 12N 4E	6	1	Harvest, Mechanical, 1st Thin, Machine, Loblolly	15	\$525.00	\$2,400.00
16 12N 4E	6	3	Harvest, Mechanical, 1st Thin, Machine, Loblolly	9	\$315.00	\$1,440.00

STR	Strata	Stand	Activity	Acre	Est. Cost	Est. Revenue
16 12N 4E	6	10	Harvest, Mechanical, 1st Thin, Machine, Loblolly	38	\$1,330.00	\$6,080.00
16 12N 5E	5	13	Harvest, Mechanical, 2nd Thin, Machine, Loblolly	6	\$210.00	\$2,700.00
16 12N 5E	6	15	Harvest, Mechanical, 2nd Thin, Machine, Loblolly	50	\$1,750.00	\$22,500.00
16 12N 5E	7	6	Harvest, Mechanical, 1st Thin, Machine, Loblolly	151	\$5,285.00	\$15,100.00
16 12N 5E	7	12	Harvest, Mechanical, 1st Thin, Machine, Loblolly	43	\$1,505.00	\$4,300.00
16 13N 5E	1	8	Harvest, Mechanical, 2nd Thin, Machine, Loblolly	132	\$4,620.00	\$43,296.00
16 13N 5E	1	17	Harvest, Mechanical, 2nd Thin, Machine, Loblolly	17	\$590.10	\$5,530.08

Yearly Totals

539

\$18,860.10

\$135,326.08

2021

16 14N 5E	2	3	Harvest, Mechanical, 2nd Thin, Machine, Loblolly	108	\$3,780.00	\$44,280.00
16 14N 5E	2	14	Harvest, Mechanical, 2nd Thin, Machine, Loblolly	1	\$26.95	\$315.70
16 14N 5E	2	19	Harvest, Mechanical, 2nd Thin, Machine, Loblolly	29	\$1,007.30	\$11,799.80
16 14N 9E	4	18	Harvest, Mechanical, 2nd Thin, Machine, Loblolly	55	\$1,925.00	\$22,550.00
16 14N 9E	4	24	Harvest, Mechanical, 2nd Thin, Machine, Loblolly	19	\$676.20	\$7,921.20
16 14N 9E	4	25	Harvest, Mechanical, 2nd Thin, Machine, Loblolly	10	\$347.90	\$4,075.40
16 16N 7E	4	10	Harvest, Mechanical, 1st Thin, Machine, Loblolly	191	\$6,685.00	\$49,469.00
16 16N 7E	4	12	Harvest, Mechanical, 1st Thin, Machine, Loblolly	2	\$59.50	\$440.30
16 16N 7E	4	13	Harvest, Mechanical, 1st Thin, Machine, Loblolly	4	\$127.40	\$942.76
16 16N 7E	4	14	Harvest, Mechanical, 1st Thin, Machine, Loblolly	4	\$157.15	\$1,162.91
16 16N 7E	4	28	Harvest, Mechanical, 1st Thin, Machine, Loblolly	2	\$82.25	\$608.65
16 16N 8E	1	15	Harvest, Mechanical, 2nd Thin, Machine, Loblolly	27	\$945.00	\$12,150.00
16 16N 8E	1	17	Harvest, Mechanical, 2nd Thin, Machine, Loblolly	7	\$228.20	\$2,934.00
16 16N 8E	1	25	Harvest, Mechanical, 2nd Thin, Machine, Loblolly	84	\$2,928.80	\$37,656.00

STR	Strata	Stand	Activity	Acre	Est. Cost	Est. Revenue
16 16N 8E	1	27	Harvest, Mechanical, 2nd Thin, Machine, Loblolly	1	\$35.00	\$450.00
16 16N 8E	2	38	Harvest, Mechanical, 2nd Thin, Machine, Loblolly	70	\$2,458.05	\$31,603.50
16 16N 8E	2	45	Harvest, Mechanical, 2nd Thin, Machine, Loblolly	31	\$1,086.75	\$13,972.50
16 16N 8E	2	47	Harvest, Mechanical, 2nd Thin, Machine, Loblolly	48	\$1,680.00	\$21,600.00
16 16N 8E	2	51	Harvest, Mechanical, 2nd Thin, Machine, Loblolly	40	\$1,408.40	\$18,108.00
16 16N 8E	2	52	Harvest, Mechanical, 2nd Thin, Machine, Loblolly	1	\$37.80	\$486.00
16 16N 9E	1	23	Harvest, Mechanical, 1st Thin, Machine, Loblolly	19	\$665.00	\$4,750.00
16 16N 9E	1	24	Harvest, Mechanical, 1st Thin, Machine, Loblolly	79	\$2,768.15	\$19,772.50
16 16N 9E	1	25	Harvest, Mechanical, 1st Thin, Machine, Loblolly	10	\$334.95	\$2,392.50
16 16N 9E	1	63	Harvest, Mechanical, 1st Thin, Machine, Loblolly	16	\$572.25	\$4,087.50
16 16N 9E	1	65	Harvest, Mechanical, 1st Thin, Machine, Loblolly	3	\$116.55	\$832.50
16 16N 9E	2	7	Harvest, Mechanical, 1st Thin, Machine, Loblolly	4	\$150.50	\$1,113.70
16 16N 9E	2	14	Harvest, Mechanical, 1st Thin, Machine, Loblolly	3	\$99.75	\$738.15
16 16N 9E	2	59	Harvest, Mechanical, 1st Thin, Machine, Loblolly	104	\$3,640.00	\$26,936.00
16 16N 9E	2	61	Harvest, Mechanical, 1st Thin, Machine, Loblolly	12	\$407.05	\$3,012.17
16 16N 9E	3	8	Harvest, Mechanical, 1st Thin, Machine, Loblolly	0	\$5.25	\$38.85
16 16N 9E	3	32	Harvest, Mechanical, 1st Thin, Machine, Loblolly	47	\$1,643.60	\$12,162.64
16 16N 9E	3	38	Harvest, Mechanical, 1st Thin, Machine, Loblolly	7	\$255.85	\$1,893.29
16 16N 9E	3	42	Harvest, Mechanical, 1st Thin, Machine, Loblolly	8	\$263.90	\$1,952.86
16 16N 9E	3	46	Harvest, Mechanical, 1st Thin, Machine, Loblolly	24	\$840.35	\$6,218.59
16 16N 9E	3	53	Harvest, Mechanical, 1st Thin, Machine, Loblolly	207	\$7,245.00	\$53,613.00
16 16N 9E	5	13	Harvest, Mechanical, 1st Thin, Machine, Loblolly	3	\$104.30	\$1,817.80
16 16N 9E	5	15	Harvest, Mechanical, 1st Thin, Machine, Loblolly	4	\$140.00	\$2,440.00

STR	Strata	Stand	Activity	Acre	Est. Cost	Est. Revenue
			Yearly Totals	1.284	\$44,935.10	\$426,297.77
			Grand Totals	6.820	\$232,455.15	\$5,031,908.02

Property Activities Report

Filters Applied: County:
 Client Class:
 District:
 Client: Attala County Schools BO
 STR:
 Year: 2012 Through 2021

Client Name	Plan Year	STR	Act. Name	Method	Practice	Application	Est. Cost	Act. Object	Est. Miles
Attala County Schools BOE									
2012									
16 12N 4E									
Property Activities									
				Maintain	Paint	Hand	\$1,077.91	Property Boundary	4.083
Totals							\$1,077.91		4.083
16 13N 4E									
Property Activities									
				Maintain	Paint	Hand	\$519.82	Property Boundary	1.969
Totals							\$519.82		1.969
Summary for 'PlanYear' = 2012									
Totals							\$1,597.73		6.052
2013									
16 12N 5E									
Property Activities									
				Maintain	Paint	Hand	\$1,084.90	Property Boundary	4.021
Totals							\$1,084.90		4.021
16 13N 5E									
Property Activities									
				Maintain	Paint	Hand	\$1,088.14	Property Boundary	4.033
Totals							\$1,088.14		4.033
16 14N 5E									

Client Name	Plan Year	STR	Act. Name	Method	Practice	Application	Est. Cost	Act. Object	Est. Miles
			Property Activities						
				Maintain	Paint	Hand	\$1,094.88	Property Boundary	4.058
					Totals		\$1,094.88		4.058
		16 15N 5E	Property Activities						
				Maintain	Paint	Hand	\$406.60	Property Boundary	1.507
					Totals		\$406.60		1.507
					Summary for 'PlanYear' = 2013				
					Totals		\$3,674.52		13.619
	2014								
		16 13N 6E	Property Activities						
				Maintain	Paint	Hand	\$1,099.47	Property Boundary	4.075
					Totals		\$1,099.47		4.075
		16 14N 6E	Property Activities						
				Maintain	Paint	Hand	\$1,078.42	Property Boundary	3.997
					Totals		\$1,078.42		3.997
		16 16N 6E	Property Activities						
				Maintain	Paint	Hand	\$1,080.85	Property Boundary	4.006
					Totals		\$1,080.85		4.006
					Summary for 'PlanYear' = 2014				
					Totals		\$3,258.74		12.078
	2015								
		16 16N 7E	Property Activities						

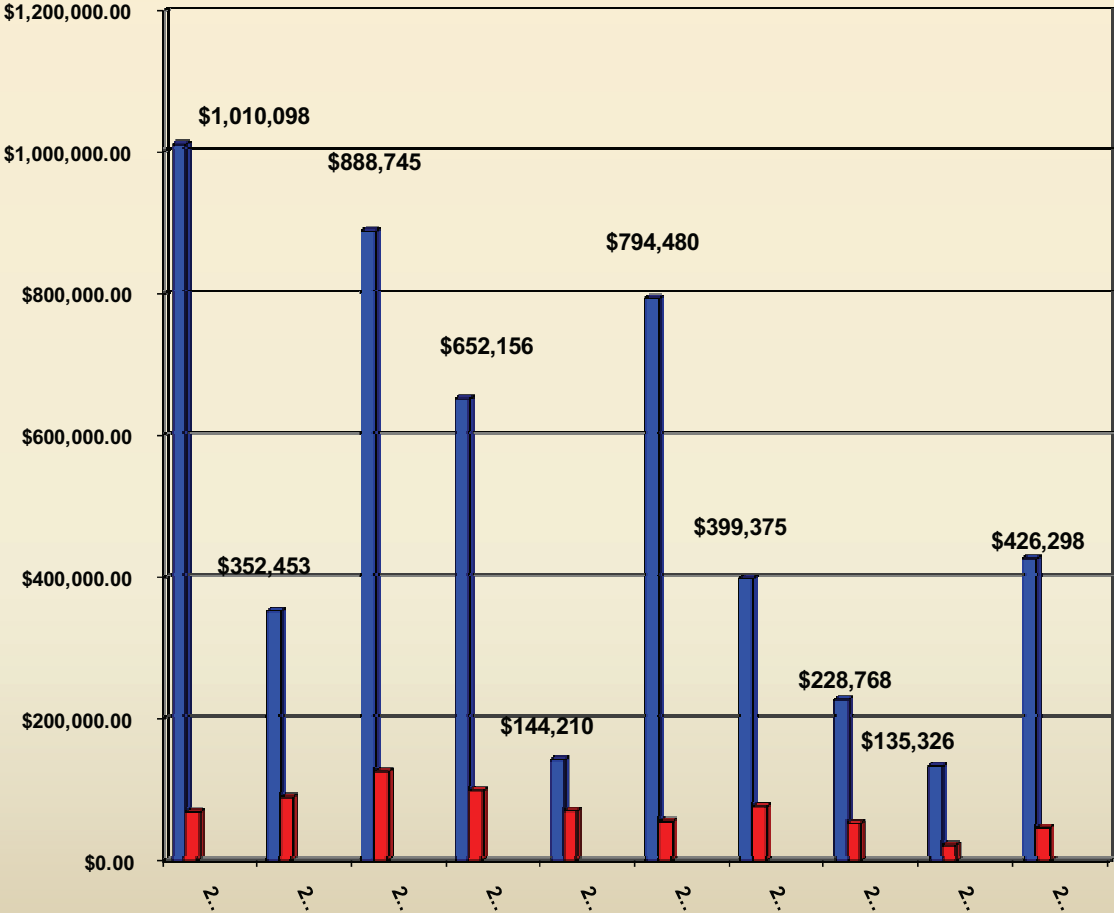
Client Name	Plan Year	STR	Act. Name	Method	Practice	Application	Est. Cost	Act. Object	Est. Miles
				Maintain	Paint	Hand	\$1,101.09	Property Boundary	4.081
						Totals	\$1,101.09		4.081
						Summary for 'PlanYear' = 2015			
						Totals	\$1,101.09		4.081
	2016								
		16 14N 8E							
			Property Activities						
				Maintain	Paint	Hand	\$1,097.58	Property Boundary	4.068
						Totals	\$1,097.58		4.068
		16 15N 8E							
			Property Activities						
				Maintain	Paint	Hand	\$1,085.98	Property Boundary	4.025
						Totals	\$1,085.98		4.025
		16 16N 8E							
			Property Activities						
				Maintain	Paint	Hand	\$1,083.82	Property Boundary	4.017
						Totals	\$1,083.82		4.017
						Summary for 'PlanYear' = 2016			
						Totals	\$3,267.37		12.11
	2017								
		16 13N 9E							
			Property Activities						
				Maintain	Paint	Hand	\$1,083.55	Property Boundary	4.016
						Totals	\$1,083.55		4.016
		16 14N 9E							
			Property Activities						
				Maintain	Paint	Hand	\$1,095.15	Property Boundary	4.059

Client Name	Plan Year	STR	Act. Name	Method	Practice	Application	Est. Cost	Act. Object	Est. Miles
						Totals	\$1,095.15		4.059
		16 15N 9E							
			Property Activities						
				Maintain	Paint	Hand	\$1,081.66	Property Boundary	4.009
						Totals	\$1,081.66		4.009
		16 16N 9E							
			Property Activities						
				Maintain	Paint	Hand	\$1,083.28	Property Boundary	4.015
						Totals	\$1,083.28		4.015
						Summary for 'PlanYear' = 2017			
						Totals	\$4,343.64		16.099
	2018								
		16 12N 4E							
			Property Activities						
				Maintain	Paint	Hand	\$1,101.63	Property Boundary	4.083
						Totals	\$1,101.63		4.083
		16 13N 4E							
			Property Activities						
				Maintain	Paint	Hand	\$531.25	Property Boundary	1.969
						Totals	\$531.25		1.969
						Summary for 'PlanYear' = 2018			
						Totals	\$1,632.88		6.052
	2019								
		16 12N 5E							
			Property Activities						
				Maintain	Paint	Hand	\$1,084.90	Property Boundary	4.021
						Totals	\$1,084.90		4.021

Client Name	Plan Year	STR	Act. Name	Method	Practice	Application	Est. Cost	Act. Object	Est. Miles
		16 13N 5E							
			Property Activities						
				Maintain	Paint	Hand	\$1,088.14	Property Boundary	4.033
						Totals	\$1,088.14		4.033
		16 14N 5E							
			Property Activities						
				Maintain	Paint	Hand	\$1,094.88	Property Boundary	4.058
						Totals	\$1,094.88		4.058
		16 15N 5E							
			Property Activities						
				Maintain	Paint	Hand	\$406.60	Property Boundary	1.507
						Totals	\$406.60		1.507
						Summary for 'PlanYear' = 2019			
						Totals	\$3,674.52		13.619
	2020								
		16 13N 6E							
			Property Activities						
				Maintain	Paint	Hand	\$1,099.47	Property Boundary	4.075
						Totals	\$1,099.47		4.075
		16 14N 6E							
			Property Activities						
				Maintain	Paint	Hand	\$1,078.42	Property Boundary	3.997
						Totals	\$1,078.42		3.997
		16 16N 6E							
			Property Activities						
				Maintain	Paint	Hand	\$1,080.85	Property Boundary	4.006
						Totals	\$1,080.85		4.006

Client Name	Plan Year	STR	Act. Name	Method	Practice	Application	Est. Cost	Act. Object	Est. Miles
							Summary for 'PlanYear' = 2020		
							Totals	\$3,258.74	12.078
2021									
16 16N 7E									
Property Activities									
				Maintain	Paint	Hand	\$1,101.09	Property Boundary	4.081
							Totals	\$1,101.09	4.081
							Summary for 'PlanYear' = 2021		
							Totals	\$1,101.09	4.081
							Summary for Attala County Schools BOE		
							Totals	\$26,910.31	99.869
Grand Totals								\$26,910.31	99.869

ATTALA CO. SCHOOL DISTRICT REVENUE – EXPENSES 2012-2021



■ REVENUE
■ EXPENSE

These are estimated Revenue and Expenses

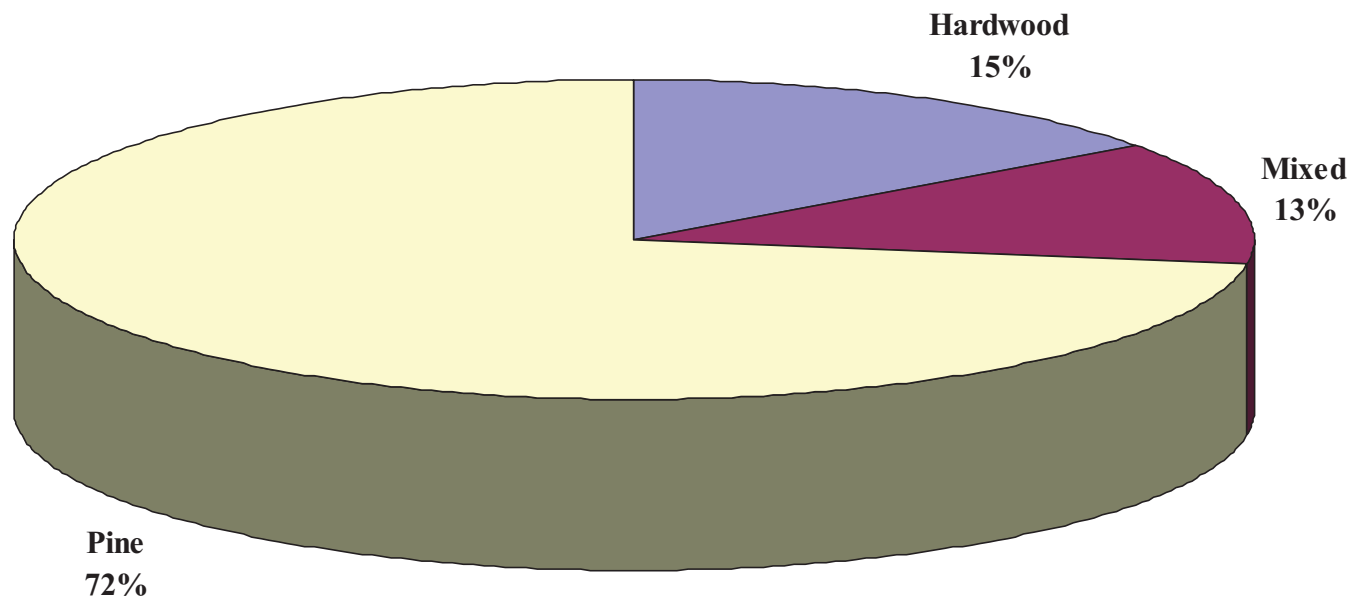
Filters Applied:

County:
Client Class:

District:
Client: Attala County Schools BO

STR:

Broad Cover Type Distribution



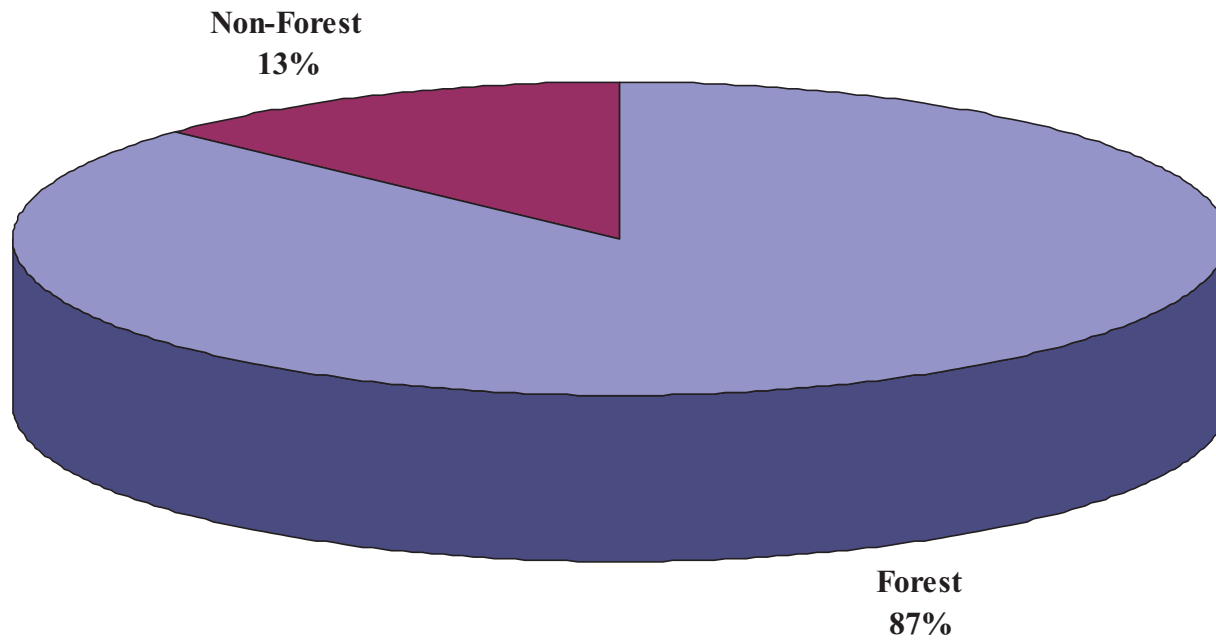
Filters Applied:

County:
Client Class:

District:
Client: Attala County Schools BO

STR:

Land Use Distribution



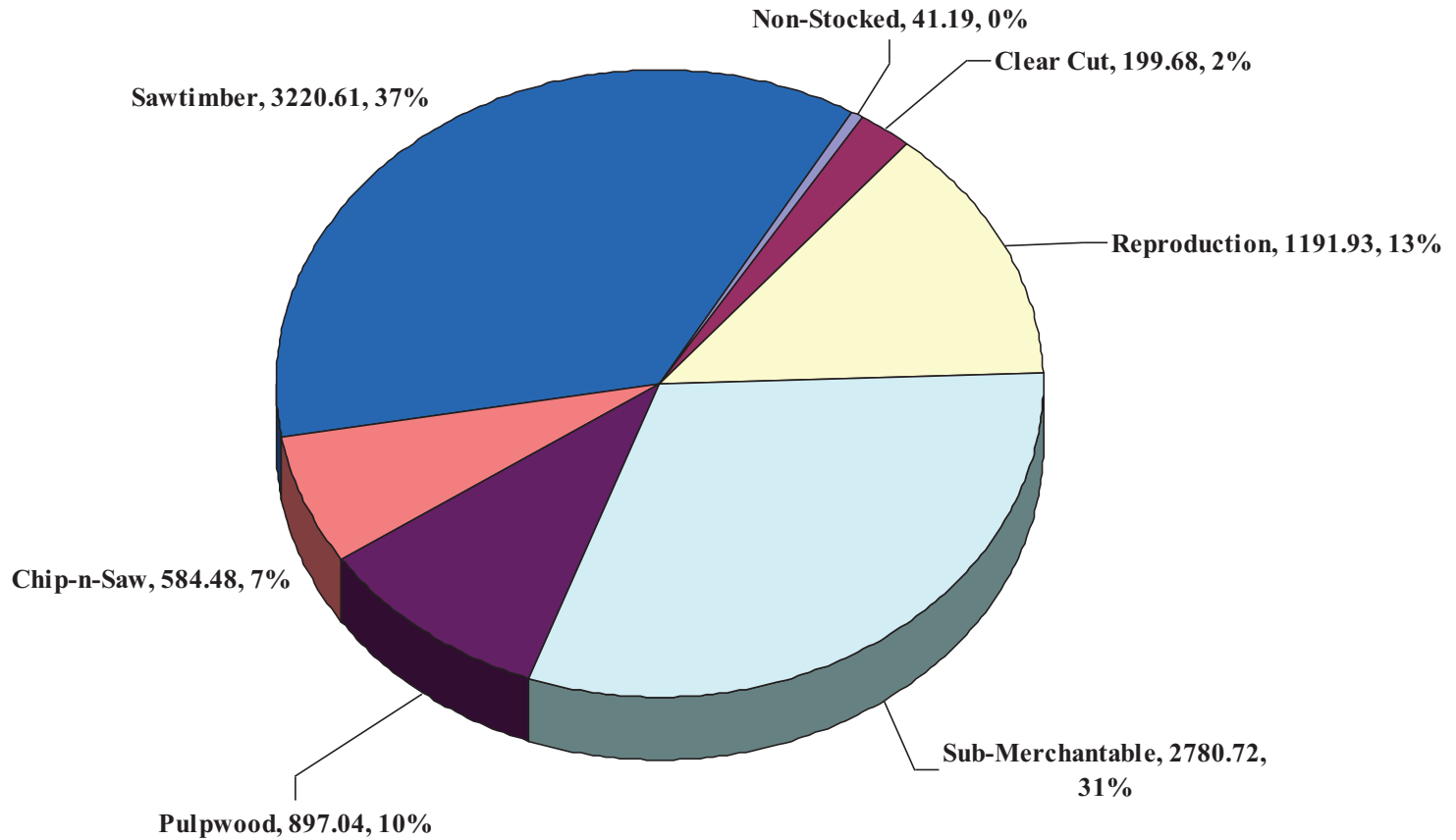
Filters Applied:

County:
Client Class:

District:
Client: Attala County Schools BO

STR:

Forested Stands Class Distribution by Acres



Filters Applied:

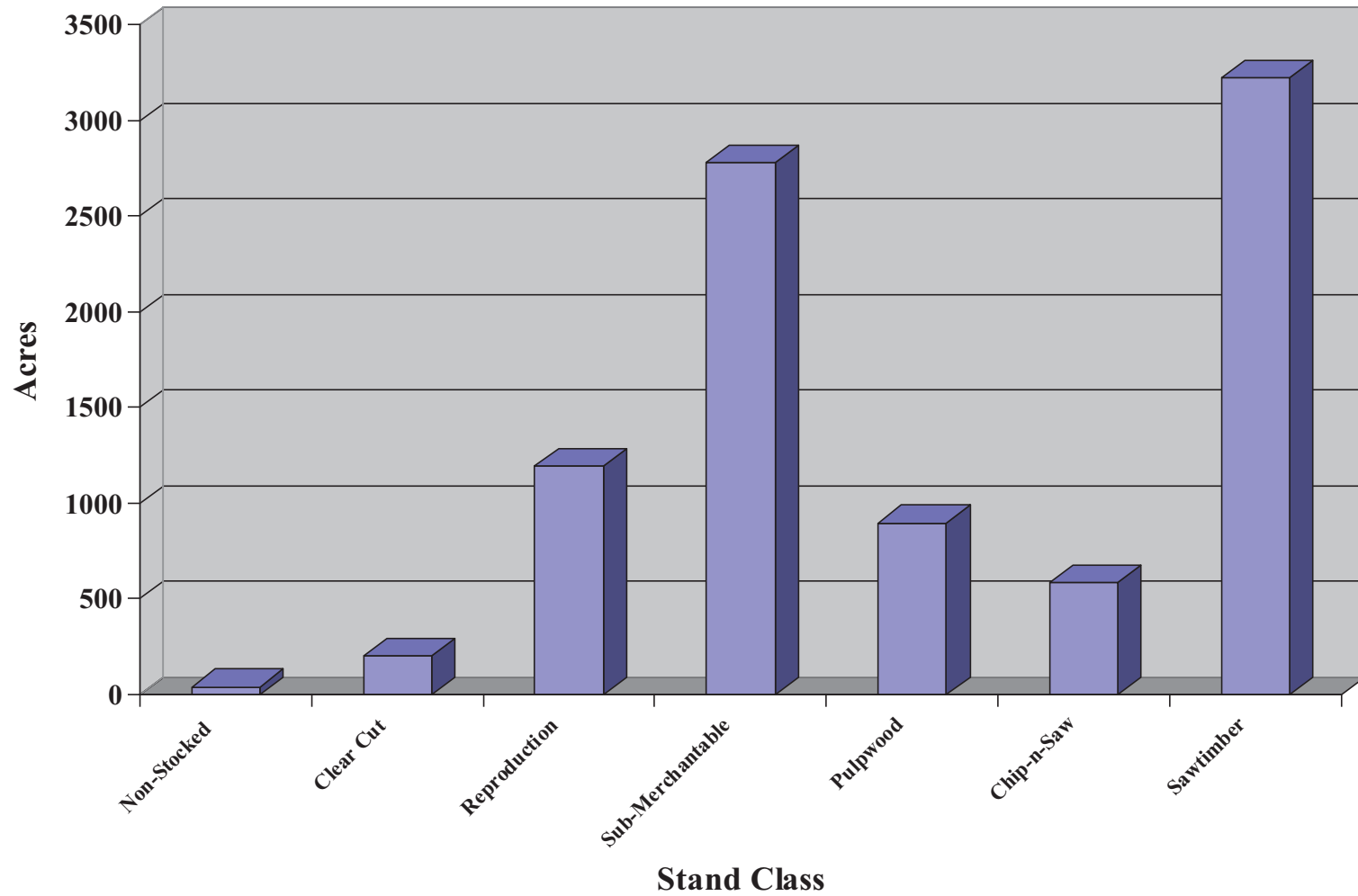
County:
District:

Client: Attala County Schools BO
STR:

Broad Cover Type:
Client Class:

Stand Age: Through

Forested Stands Graph



Filters Applied: County:
District:

Client: Attala County Schools BO
STR:

Broad Cover Type:
Client Class:

Stand Age: Through

Age Distribution Graph

